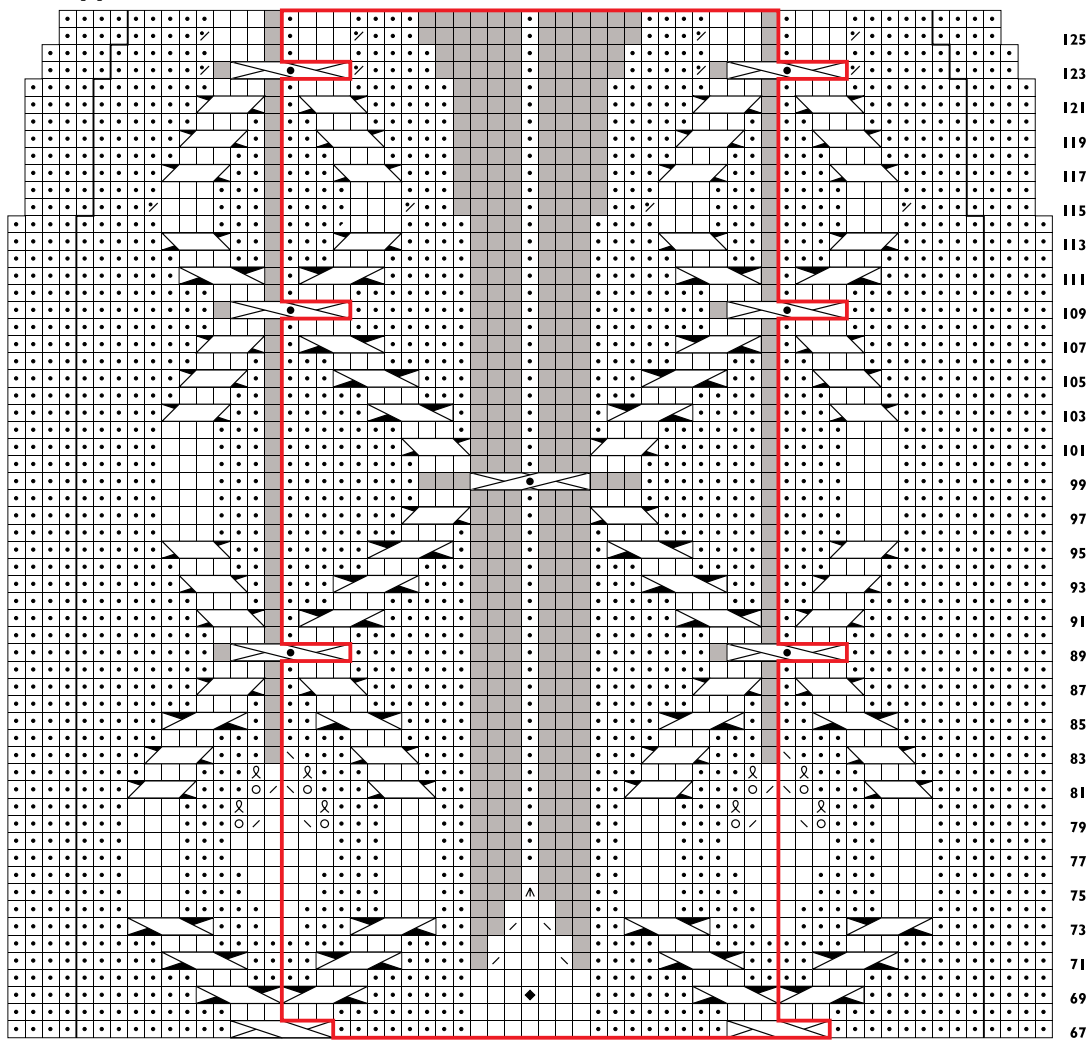


Upper Skirt

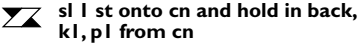
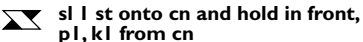
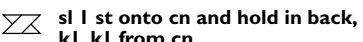
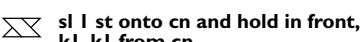



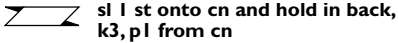
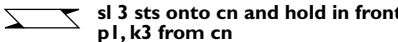
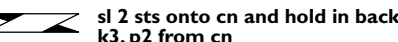
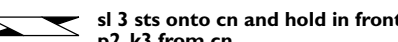
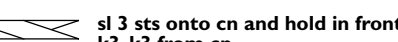
- k on RS; p on WS
- p on RS; k on WS
- / p1tbl on WS
- o yo
- / k2tog on RS; p2tog on WS
- \ ssk on RS; ssp on WS
- / k2tog on WS
- \ ssk on WS
- ^ sl 2 as if to k2tog, k1, p2sso
- ^ sl 1 kwise, k2tog, pssso
- x p3tog
- ♦ bobble (see Stitch Guide)
- no stitch
- pattern repeat


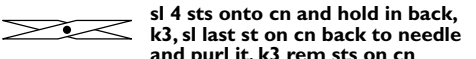
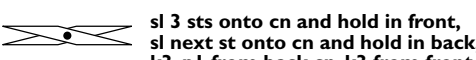
end
back and
right front
40" and 48"

end
back and
right front
36½" and 44";
left front
all sizes

beg
back and
left front
36½" and 44";
right front
all sizes

-  sl 1 st onto cn and hold in back, k1, p1 from cn
-  sl 1 st onto cn and hold in front, p1, k1 from cn
-  sl 1 st onto cn and hold in back, k1, k1 from cn
-  sl 1 st onto cn and hold in front, k1, k1 from cn
-  sl 2 sts onto cn and hold in front, k2, k2 from cn

-  sl 1 st onto cn and hold in back, k3, p1 from cn
-  sl 3 sts onto cn and hold in front, p1, k3 from cn
-  sl 2 sts onto cn and hold in back, k3, p2 from cn
-  sl 3 sts onto cn and hold in front, p2, k3 from cn
-  sl 3 sts onto cn and hold in front, k3, k3 from cn

-  sl 3 sts onto cn and hold in front, k4, k3 from cn
-  sl 4 sts onto cn and hold in back, k3, sl last st on cn back to needle and purl it, k3 rem sts on cn
-  sl 3 sts onto cn and hold in front, sl next st onto cn and hold in back, k3, p1 from back cn, k3 from front cn